



**Special Features**

- Pigtail, Coil and “U” type shapes
- Maximum temperature up to 400 °C
- Nominal pressure up to 160 kg/cm<sup>2</sup>
- TIG welded & hydro tested
- Made with seamless pipes

**Application**

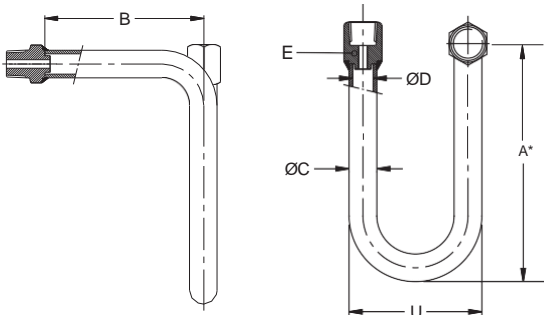
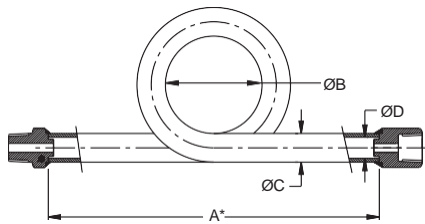
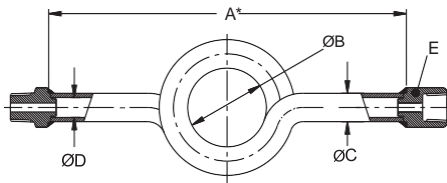
- Siphons are used mainly to protect pressure instruments, gauges, switches and transmitters directly coming in contact with high temperature process fluids or vapours
- These are mounted between process and pressure instrument
- They reduce process pulsation and generate cooling effect to save the instrument

**Specifications**

**Standard Version**

Body material	:	AISI 316 Stainless Steel
Pipe size	:	1/2", Schedule 40
Operating pressure	:	100 kg/cm <sup>2</sup> at 120 °C.

**Dimensions - Standard Version**



**Coil Type**

Pipe size	A	ØB	ØC	ØD	E
1/2" Sch. 40	270	61.5	21.3	15.7	25
1/2" Sch. 80	270	61.5	21.3	13.9	25
1/2" Sch. 160	270	61.5	21.3	11.7	25

A\* = ±5 mm

**Pigtail Type**

Pipe size	A	ØB	ØC	ØD	E
1/2" Sch. 40	270	61.5	21.3	15.7	25
1/2" Sch. 80	270	61.5	21.3	13.9	25
1/2" Sch. 160	270	61.5	21.3	11.7	25

A\* = ±5 mm

**“U” Type**

Pipe size	A	B	U	ØC	ØC	E
1/2" Sch. 40	169	155	99	21.3	15.7	25
1/2" Sch. 80	169	155	99	21.3	13.9	25
1/2" Sch. 160	169	155	99	21.3	11.7	25

A\* = ±5 mm

Notes : • Drawings are not to scale. • All Dimensions are in mm. • Drawings & dimensions of other pipe schedules are available on request.

How To Order						Example
<b>Basic model (with plain end)</b>						EH
<b>Code</b>						
It is recommended that the Siphon should be filled with water or any other suitable separating fluid, when it is installed first time.						
<b>Type</b>						
<b>MR</b> Coil type	<b>MS</b> Pigtail type	<b>MT</b> 'U' Type				XX
<b>Body</b>						
<b>CL</b> AISI 316 SS (Standard)	<b>CM</b> AISI 316L SS	<b>CQ</b> AISI 304 SS	<b>CR</b> Carbon steel (black powder coated)			XX
<b>Pipe size &amp; schedule</b>						
<b>1/4"</b> 40	<b>3/8"</b> 40	<b>1/2"</b> 40	<b>1/2"</b> 160			(1/2 40)
<b>1/4"</b> 80	<b>3/8"</b> 80	<b>1/2"</b> 80				
(Example: Write 1/2 40 to select 1/2" Sch. 40 Pipe)						
<b>Connection type</b> (*Not suitable for NPT threading)						
<b>MU</b> Swivel female*	<b>MV</b> Male or female adaptor	<b>CZ</b> Male thread on pipe				XX
<b>Connection</b> (*Except option MU)						
<b>2BM.2BF</b> 1/4" BSP (M x F)	<b>2BM.2BM</b> 1/4" BSP (M x M)	<b>2BF.2BF</b> 1/4" BSP (F x F)				XXX.XXX
<b>2NM.2NF</b> 1/4" NPT (M x F)*	<b>2NM.2NM</b> 1/4" NPT (M x M)	<b>2NF.2NF</b> 1/4" NPT (F x F)*				
<b>3BM.3BF</b> 3/8" BSP (M x F)	<b>3BM.3BM</b> 3/8" BSP (M x M)	<b>3BF.3BF</b> 3/8" BSP (F x F)				
<b>3NM.3NF</b> 3/8" NPT (M x F)*	<b>3NM.3NM</b> 3/8" NPT (M x M)	<b>3NF.3NF</b> 3/8" NPT (F x F)*				
<b>4BM.4BF</b> 1/2" BSP (M x F) (Standard)	<b>4BM.4BM</b> 1/2" BSP (M x M)	<b>4BF.4BF</b> 1/2" BSP (F x F)				
<b>4NM.4NF</b> 1/2" NPT (M x F) (Standard)*	<b>4NM.4NM</b> 1/2" NPT (M x M)	<b>4NF.4NF</b> 1/2" NPT (F x F)*				
<b>4NM.PE</b> 1/2" NPT (M) x Plain end						
<b>Options</b>						
<b>PV</b> IBR approval*	<b>GH</b> Material test certificate	<b>SX</b> SS tag plate				XX
<b>CW</b> Marking by laser#	<b>CX</b> Marking by engraving#	<b>KT</b> Marking by stamping**				

\* IBR approval will be provided for plain end siphons only. Adaptors will be weld after IBR approval, if required.

\*\* Available for option CR. # Available for options CQ, CL & CM.

**Ordering Example: EH . XX . XX . (1/2 40) . XX . XXX.XXX . XX**

For other optional items, please contact factory for delivery and minimum quantity of order.

Note : Specifications and dimensions given in this product catalogue represents the state of engineering at the time of printing.  
Modifications may take place and materials specified may be replaced by others without prior notice.